

The AMPURE logo is displayed in white, uppercase, sans-serif font. The letter 'A' is stylized with a blue diagonal bar. The logo is positioned on a dark blue background that features a light blue geometric shape pointing towards the bottom right.

AMPURE

Webasto Next Factory Reset

Access WebUI

1

1

- Connect directly to the Hotspot of the NEXT-WS100XXX
- Max. **5m** between Phone or Laptop to the NEXT

Use the **WLAN KEY (WAP 2)** from the manual

✓ watch out for: 1 – I & 0 - 0

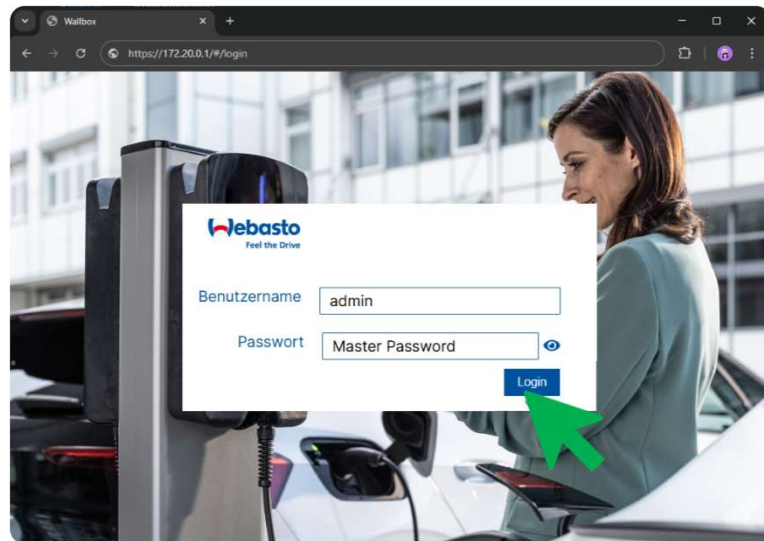
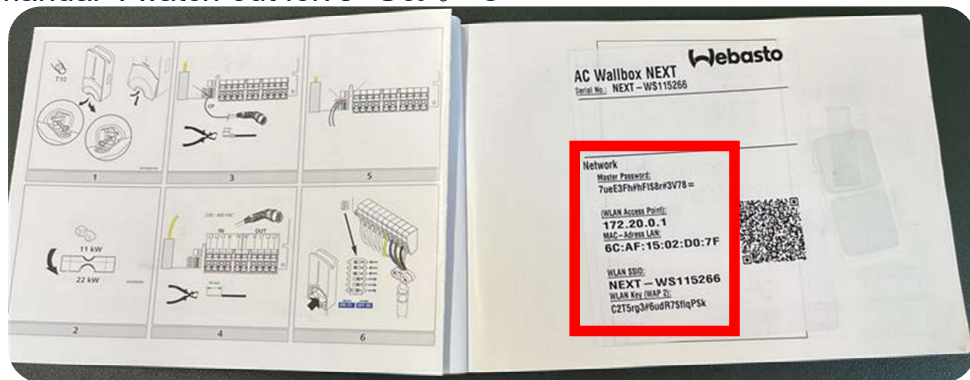
2

- With the same device: Open Browser and following Link:

<https://172.20.0.1/>

- Login with “**admin**” and **Master Password** from the manual ! watch out for: 1 – I & 0 - 0

2

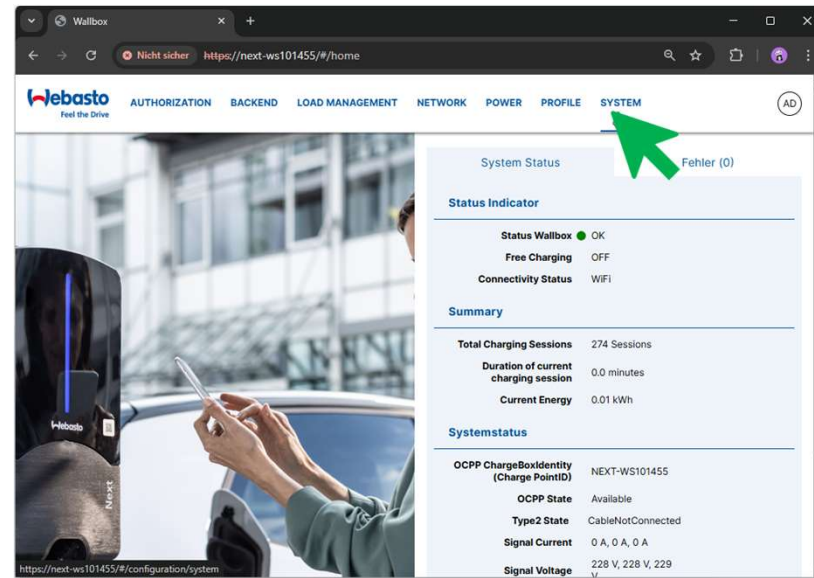


Factory Reset

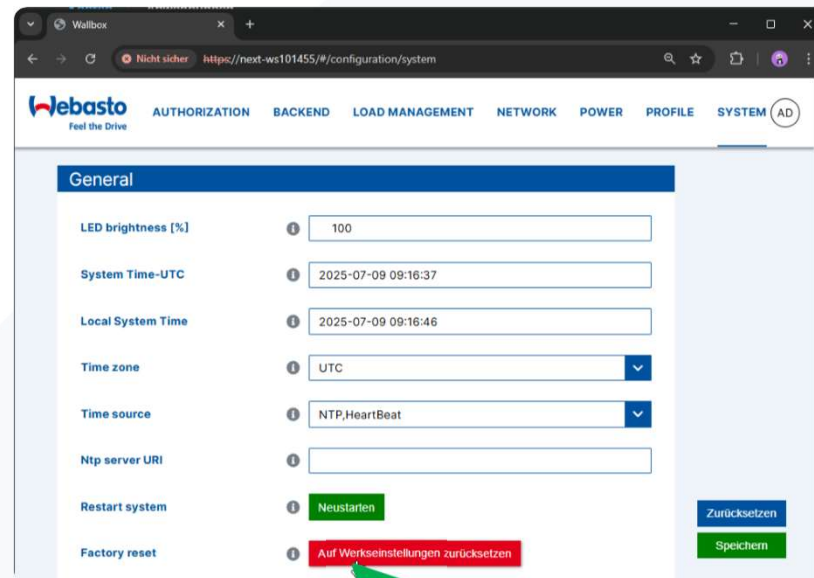
3 • Navigate to **SYSTEM**

4 • Press **“Factory Reset”** or **“Auf Werkseinstellungen zurücksetzen”**

3



4



Factory Reset

4

- Enter again the **Master Password** from the manual and press “**Reset**” or “Zurücksetzen”

The Next will restart and will be back in 7 mins

4

